

DON'T FORGET MONDAY IS THE QUEENS BIRTHDAY PUBLIC HOLIDAY!

What a chilly and windy week! I have had the pleasure of lots of students coming to see me this week to share their work. Wow! Talk about impressive. I have seen some incredible pieces of writing and some amazing maths. I loved seeing the angles activity with tables in the grade 5/6 area yesterday.

Our literacy training last Friday was a sensational day. We gained a wealth of knowledge from the day and we can't wait to put this into practise, some classes already have been which is exciting.





Enjoy the long weekend and please stay warm and dry.

Tina xxxx



Thank you so much to all our families who are continuing to collect the earn and learn stickers for our school. Every sticker helps :)



Mon 10th June	NO STUDENTS Queens Birthday Public Holiday	Mon 24th June	School Council 
Thurs 13th June 	Winter Lightening Premiership 	Thurs 27th June	Pyjama Disco 
Mon 17th June	Assembly 2:45pm School Experience day for 2020 Preps 2:15pm-3:15pm	Friday 28th June	Last day of Term 2 2:15pm finish

Just a reminder to parent/guardians to please make sure your child is wearing a school jumper or has one packed in their school bag as we head into the colder weather . We have had so many requests from students asking to borrow spare jumpers and unfortunately we no longer have spares to give



Saffron Kuipers PV

Phillip Stavrakas PV

Benjamin Shearer PV

Jemma Libbis 3/4J

Allyana Taylor 3/4J



Lunchtime Activities

Monday: Craft activities with Trudy our Chaplain in the Art room.

Wednesday- Story time in the artroom with April.

Thursday- ADF games in the artroom with Melissa our Defence Force Transition Aide.

This is our latest issue of Book Club that was sent home this week. If your child needs another copy we have a few spare catalogues in the front office :)

Last day for orders is
Thursday 14th of June.


FUNDRAISING



PYJAMA DISCO

KEEP THE DATE FREE

We will be holding a 'Pyjama Disco' on Thursday the 27th of June. If you need extra forms they are available in the front office :)



Moonlit Sanctuary
the best way to see Aussie animals

Moonlit Sanctuary Keeper Club

Kids enjoy environmental activities, animal encounters and native animal care. Day includes: interactions with dingo, python, off-limits animals, feeding animals & food prep, animal enrichment activities. Learn about our animals, their conservation and the environment. For ages 7-14 years.

Winter 2019 school holiday dates:

- Week 1: 1 July, 2 July, 3 July, 4 July, 5 July
- Week 2: 8 July, 9 July, 10 July, 11 July, 12 July

Cost: \$90.00 per day, or \$250 for 3 days (pro rata for additional days).
Maximum 16 children per day.

Bookings essential as spaces are limited

Dress for the weather and wear closed-toe shoes, long pants and remember your hat or raincoat. BYO lunch or purchase at the café.

Moonlit Sanctuary

550 Tyabb-Tooradin Rd, Pearcedale
Phone 5978 7935

Web: www.moonlitsanctuary.com.au
Open daily between 10am and 5pm



we make
kids smile

Expression of interest survey for Holiday Care at Crib Point Primary School

Dear Parents/Guardians,

Crib Point Primary School is considering establishing a Holiday Care service within the school grounds. In conjunction with Crib Point Primary School, Camp Australia is surveying families to determine the need for care within the school community.

We encourage families to share their interest in this service by completing this survey here: <https://www.surveymonkey.com/r/MDW3RG3>.

This will enable us to make an informed decision working with your school and community to establish the best service that meets the needs of families at Crib Point Primary School.

As the most experienced Outside School Hours Care (OSHC) provider, our programs embrace the values of each school we partner with. We deliver safe, meaningful, and affordable programs that help families balance life and work responsibilities. Visit us at www.campaustalia.com.au to find out more.

If you have any questions about this survey, please contact our Customer Care Team on 1300 105 343.

Thank you for your time.

Kind regards,

Camp Australia
We Make Kids Smile

Please note that session fees apply and vary depending on the fee set by the service. Families of children attending the Holiday Care service at Crib Point Primary School may be eligible for financial assistance through the Child Care Subsidy (CCS).

Safety • Meaningful • Innovative • Leadership • Education
www.campaustalia.com.au



BY ARRANGEMENT WITH DAVID SPICER PRODUCTIONS WWW.DAVIDSPICER.COM.AU
WESTERN PORT SECONDARY COLLEGE PRESENTS

WE WILL ROCK YOU SCHOOL EDITION

The Musical by **QUEEN** and Ben Elton

Directed By Tenée Schneider
Musical Direction By Adrian Allen & Stuart Miller
Choreography By Brooke Taylor

Kevin Berry Performing Arts Centre

Western Port Secondary College
215 High Street, Hastings, 3915


FRIDAY JUNE 21ST - 7PM

SATURDAY JUNE 22ND - 2PM & 7PM

\$10 Adults

\$5 Child/Concession

BOOK ONLINE or BOOK BY PHONE

 "WPSC Presents We Will Rock You!"
www.trybooking.com/BBMWX 5979 1577
(Tickets available at school office and at door)

Follow us on Facebook & Instagram!

@westernportsecondarycollege
WPSC Presents "We Will Rock You!"



Rainy Day Activity


What is ER?

We are a team of people at Western Port Mission Centre from all backgrounds, who are committed to supporting our locals. ER (Emergency Relief) is a free pastoral care, referral and Material Aid service.

Our professional backgrounds consist of: Community Support work, Mental Health and Alcohol and Other Drugs, Family Support Work, Counselling, and Office Administration.

We are open every Thursday from 11:30am- 2:30pm.

We would love to have you drop in for a cuppa, donut and chat. (2036 Frankston Flinders Road, Hastings)



Pasta Mosaics

You'll need:

- Dry lasagne sheets
- Liquid watercolours or food colouring
- Rubbing alcohol or white vinegar
- Ziploc Bags
- Clear contact paper OR packing tape
- Painter's tape or another tape to secure your "window" to your work surface
- Black sharpies
- Baking paper or aluminium foil

What to do:

1. Break your lasagne noodles into pieces. There should be a variety of sizes.
 2. Colour your pasta. This will take about 15 minutes to colour and a few hours to dry.
 - a. Divide pasta into freezer bags using one bag for each colour.
 - b. Working with one bag at a time, add 1 teaspoon of rubbing alcohol/vinegar to the bag. Close the top and scrunch it around in your hands to distribute the alcohol.
 - c. Now add your food colouring to the bag. Again close the top and scrunch it around in your hands to distribute the colour.
 - d. Spread the dyed pasta out on a cookie sheet lined with baking paper or aluminium foil and let dry.
- Cut out two matching sizes of clear contact paper. (We used overlapped packing tape.)
 - Remove the backing from one piece of contact paper and tape it your work surface using painter's tape. The sticky side should be facing UP.
 - Place pieces of the coloured lasagne on the contact paper. They can custom break pieces as necessary. Leave at least 60mm gaps between the pieces.
 - Remove the backing from the second piece of contact paper and gently place it on top of the finished layout. Gently press down on the gaps with your fingertips to seal.
 - Using a wide tip sharpie, fill in the gap between the coloured pieces with black for a stained glass effect.

